








Nature paper mobile



Instructions

What you need:

carton paper

Computer and printer

scissors

Glue

Fishing line

Two pieces of stick or wooden clothes hanger

First make a base for your mobile. You can use two pieces of sticks that you fasten in a cross shape. You can even use a wooden clothes hanger.

Cut out each piece and glue the same looking pieces together, to create front and back.

Punch holes where indicated and hang on fishing line to hang your butterflies, birds and leaves. Hang the mobile somewhere in your room.

